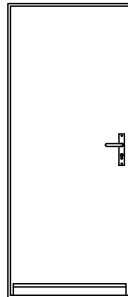


DETAILS ET OPTIONS

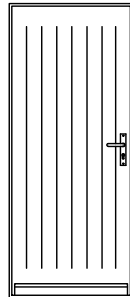
Modèles spécifiques pour largeur porte inférieure à 860 mm (ext.)

DECORS

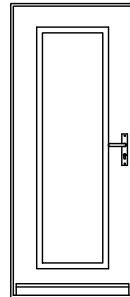
MMO-027



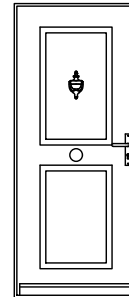
Athéna



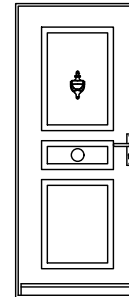
Athéna R



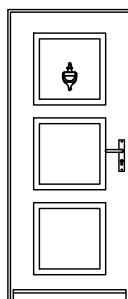
Athéna 1



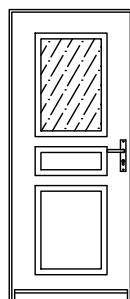
Athéna 2



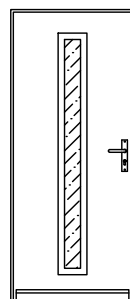
Athéna 3



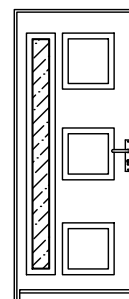
Athéna 3E



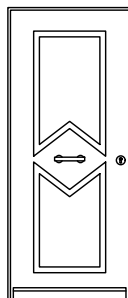
Athéna 3VR




Athéna GV



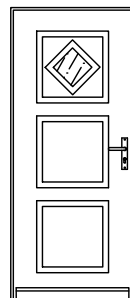
Athéna 3EGV



Daphnée 2

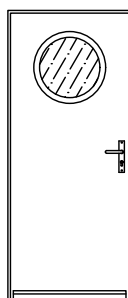


Daphnée 2V

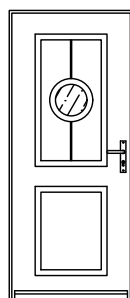


Daphnée 3EV

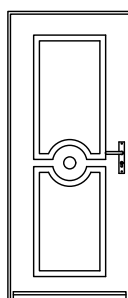
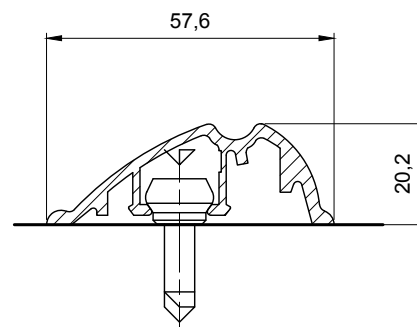
Pas de décoration possible pour largeur ouvrant < 740



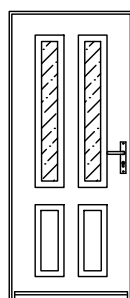
Hermes V



Hermes 2VJ



Eurydice 20



Eurydice 2VR

Accessoires de quincaillerie en options. Toute adaptation ultérieure d'accessoire doit être prise en compte à la commande (Renforts internes).

* Plinthe aluminium en option