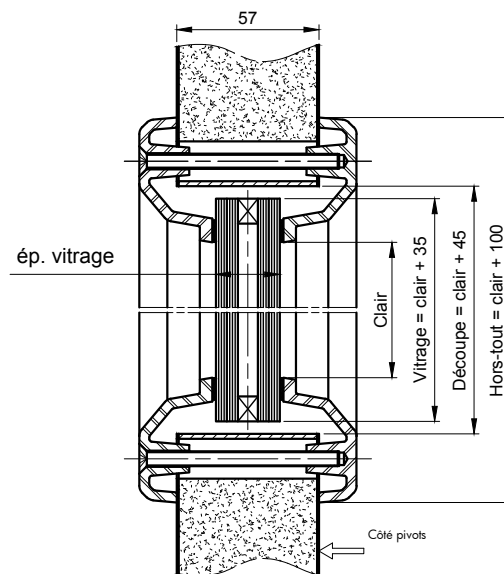
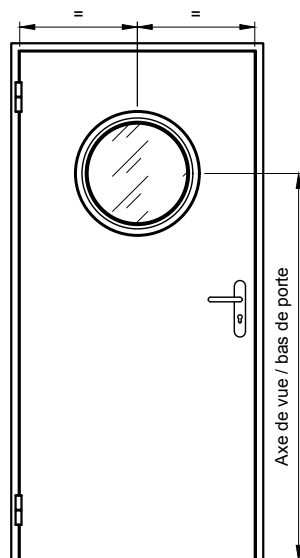
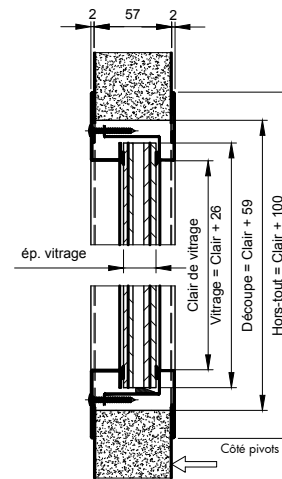
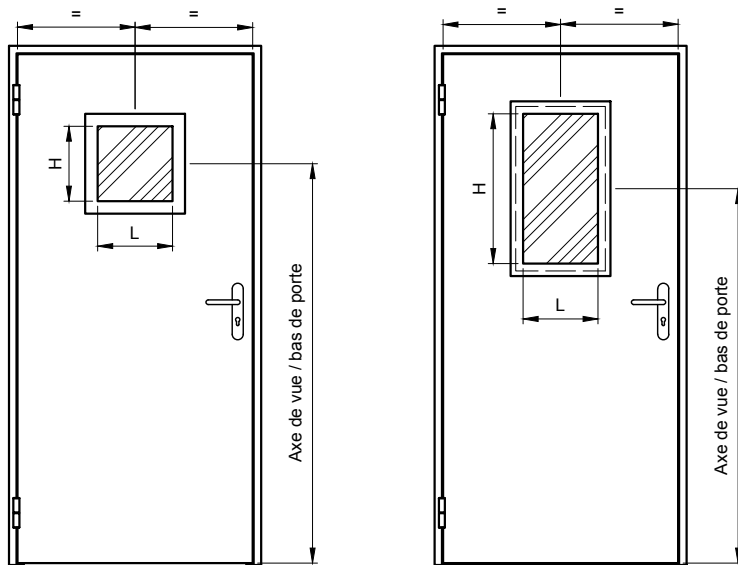


ADAPTATIONS SPECIFIQUES

Oculus rectangulaire et circulaire

PMIS - Type VT-VU-VV-VW-VX

MTO-005



| | VT | VU | VV | VW | VX |
|---------------------------|---------------------------|---------------------------|---------------------------|---------------------------|---------------------------|
| Type et épaisseur vitrage | 33/2-8-44/2 ép.23.6 mm | 33/2-8-44/2 ép.23.6 mm | 33/2-8-44/2 ép.23.6 mm | 33/2-8-44/2 ép.23.6 mm | 44/2-8-44/2 ép.25.6 mm |
| Clair de vue (LxH) | 300 x 300 | 400 x 400 | 300 x 600 | 400 x 800 | Ø 400 |
| Vitrage (LxH) | 326 x 326 | 426 x 424 | 326 x 626 | 426 x 826 | Ø 435 |
| Découpe (LxH) | 359 x 359 | 459 x 459 | 359 x 659 | 459x859 | Ø 445 |
| Hors-tout (LxH) | 400 x 400 | 500 x 500 | 400 x 700 | 500x900 | Ø 500 |
| Position axe de vue | 1600 | 1600 | 1500 | 1600 | 1550 |